

# RS-Opt Log sorting line

*RS-Opt achieves maximum value from every log. The user-friendly application with a modern look and feel and a graphic user interface makes it easy for the operator to control production. Log optimisation is a continuous process during production based on a 3D-model of the log created in the 3D log scanner. After passing the scanner, the optimisation program calculates the optimal value based on best economical value, maximum volume or other customer requirements. RS-Opt selects the timber class that will give the best result. RS-Opt is also a good tool for simulation and planning of the production, taking all possible cut patterns in consideration.*

## RS-OPT GIVES:

- Optimisation for log sorting lines.
- Functionality that covers fixed cut patterns.
- Optimisation based on quality e.g. hard wood content.
- Simulating tool made for production planning.
- Off-line optimisation.
- Good follow-up alternatives with flexible reporting selections. (time periods, timber class, etc.) Data export to several external administrative systems

## OPTIMISING

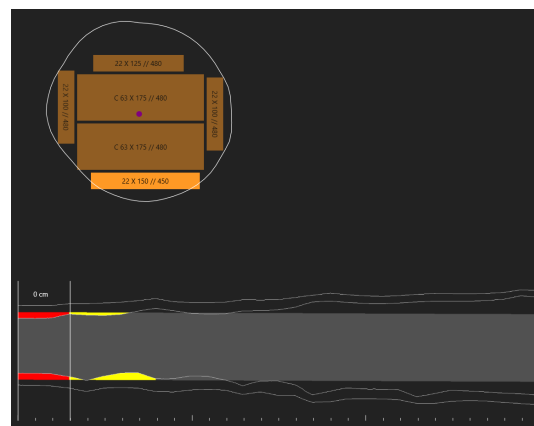
Under given circumstances, the optimiser finds the best values for sweep sawing, log turning, side shifting and other parameters to make the best of the material in the current machine layout. To give the RS-Opt enough input, pricing of the wood, all rules applicable and the limitations in the machine layout is given to the system. The optimising process then finds the combination of products and positioning that gives the highest value. The result controls how the log will be sorted.

## PRODUCT DEFINITIONS

Every optimisation and cut pattern result is based on the product definitions available. The products are created based on cut pattern position, species, economical value (price/m<sup>3</sup>), priorities, what is allowed, machine settings, etc.

## SIMULATION FOR PLANNING AND VERIFICATION

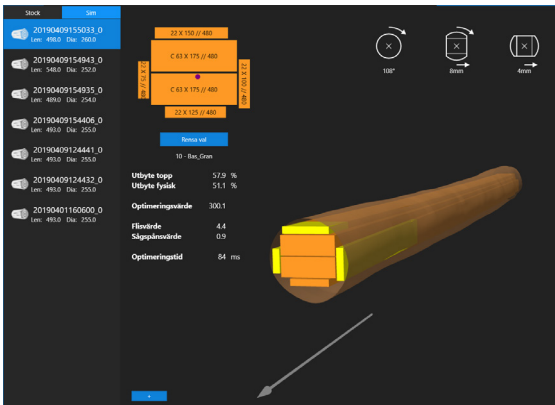
The system is a perfect tool to plan the production. By doing simulations off-line, using saved logs from previous runs, the user can check and verify different set-ups and make the right decision at every moment. By testing different cut patterns and rulesets, different production plans can be tested.



Cut pattern of an optimised log in real time

## REPORTS AND STATISTICS

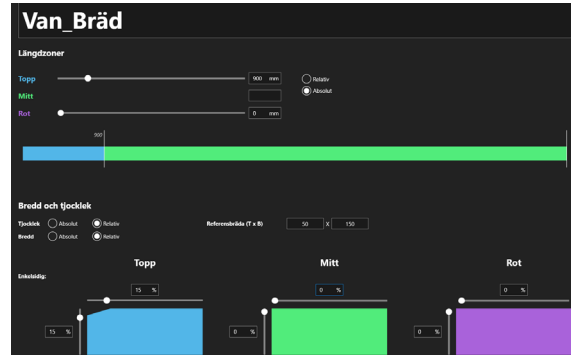
All data from the production is saved in a database. Reports from the production can be created based on time, shift and production runs. It is also possible to export data to other systems for further processing. The current optimisation can always be shown in a modern monitoring window.



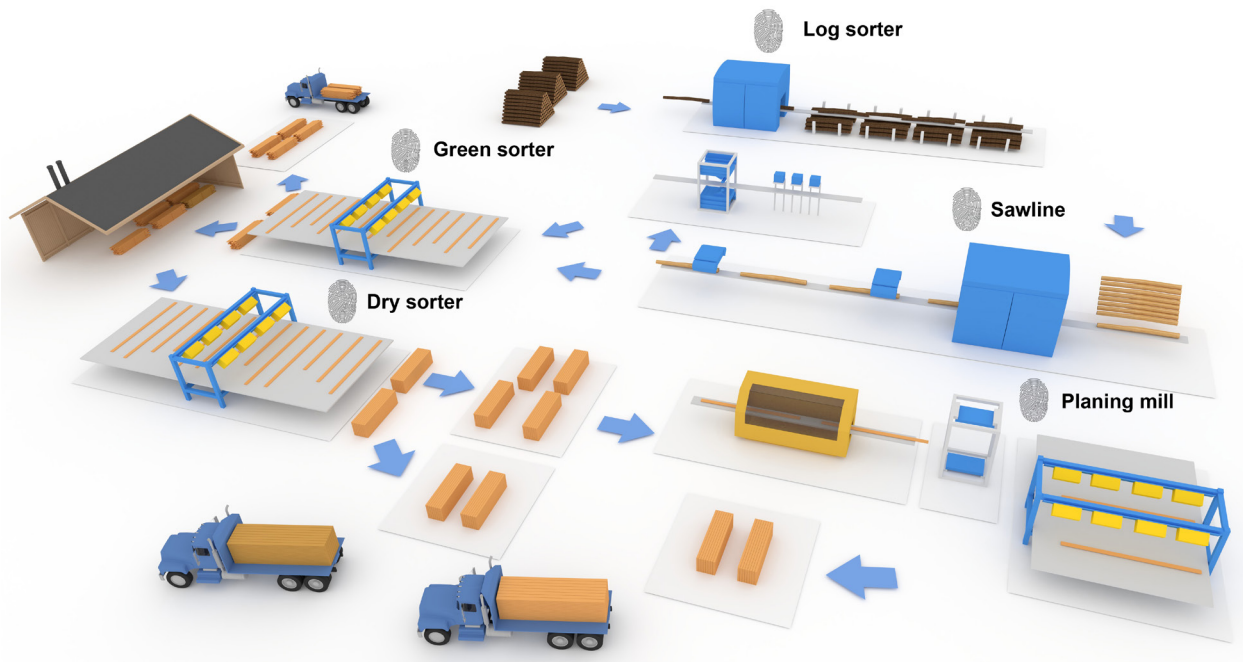
Detailed data in real time from the last optimised logs

## USER FRIENDLY INPUT

The registration of product and ruleset data is done in a modern interface based on relations between different product and rule entities. The program uses visual tools to make the actual meaning of different properties clear.



Example of wane rule setting visual tool



## The digital sawmill. Evolved.

RemaSawco's goal is to have all products and systems interact seamlessly within the concept of The Digital Sawmill. This means that each component will not only perform its specific tasks, but also share its data with all other units. With this architecture, traceability and production supervision will be achieved, improving product value and efficiency for the end customer.